


Middlesex County R-C Fliers Club Newsletter – September 2019



Email: info@mcracf.org
 Web page: www.mcracf.org
 Newsletters: www.mcracf.org/misc.htm
 Facebook:
<https://www.facebook.com/groups/MCRCF/>
 YouTube:
<https://www.youtube.com/user/MiddlesexRCFliers>

Club Events (TBA=To Be Announced)

Spring Night Fly – April 13 - done
 Field Cleanup Day – May 11 - done
 28th Annual Auction - May 19 - done
 Family Day – Sunday, August 25



President	Neil Cumbie	
Vice President	Paul Sullivan	
Secretary/Registrar	Saket Sankhla	Saket.Sankhla@gmail.com
Treasurer	Jeffrey Ward	
Director	Dan Costa	
Director	Randy Grossman	
Director	Dan Micalizzi	
Newsletter Editor	Mel Suarez	MelSuarez@verizon.net

1 CONTENTS

2	Fly-In Leads to Combat! – By Neil Cumbie	3
3	Meeting Minutes – August 14, 2019 – By Saket Sankhla.....	4

4	From The Hangar.....	5
5	Are you Going? Events in the Area from the AMA	8
6	23rd Annual Joel Chappell Float Fly - SNH Flying Eagles.....	9
7	Flying Tips.....	10
7.1	How Much Expo Should I Use? – Jim Orsborn and Stephen Faust	10
7.2	Battery Meter – Randy Grossman.....	10
7.3	Turns – Jim Orsborn	10
7.4	A Poor Man’s Maneuvers Card – Mel Suarez	10
7.5	One week to Solo (book).....	11
8	From the Editor – Mel Suarez	11
8.1	Have You Seen the Facebook page for AMA District 1	11
8.2	Checked Out the IMAC Contest at Plum Island	12

2 FLY-IN LEADS TO COMBAT! – BY NEIL CUMBIE

On August 25th we had a great fun-fly event. We did three events and weren't too strict on rules and there were no prizes. We were just there to have fun and Jerry and Ray hosted a cookout for us with burgers, hotdogs and sausage.

Neil, Yaz and Sharad participated in the Limbo. We had some trouble with the poles initially but Yaz won with 15 flights under the ribbon with a 40" foamy. Kudos to Sharad for flying his rather large Cap 232, who came in second.

The same three participated in the Balloon Bust. You had two minutes to bust three balloons on dowels. If you burst all three, the shortest time wins. I honestly can't remember who won though.

The best event was the Climb and Glide. Instead of doing it one person at a time, we decided to have everyone fly at once. Mack, Alfredo joined Neil, Sharad and Yaz this time. Mack won hands down with his balsa electric plane. Everyone else flew foamies. We did about four rounds and most of the time Mack won but I think someone else won at least one round. Doing it with everyone at once is the way to go. Plenty of near misses on the way up was always fun for the spectators.

The last event was combat. The same people from the Climb and Glide participated. We put ribbons on the planes but I think we only had one confirmed kill. Still there were lots of close calls.

At the September meeting, we may propose having another fun fly in late Sept or Oct. Stay tuned.

From Mel:

Here's a link to the combat. It's amazing watching the dogfighting. Apparently Yaz lands a hit towards the end of the video: <https://www.facebook.com/dpelletierphotos/videos/10156255729176373/>



Thanks, Sharad for the 3 pics and Danny Pelletier for the combat video (from which I took the above snippet).

3 MEETING MINUTES – AUGUST 14, 2019 – BY SAKET SANKHLA

Attendance: 21, Location: MCRCF Field

Pictures courtesy of Saket.



Dan Costa before the meeting:



Yaz wins the raffle:



Tony taking off with his business jet:

Notes:

1. Saket: 62 members as of today
2. Students program: Saket, good idea if we can have a list to match instructors and students and Mel can showcase it in his monthly letter.
3. Jim O: how are we doing solo, what is the process?
4. Neil: Wants to have primary and secondary instructor, will work on it.
5. Yaz: mentioned about the new Horizon airplane with advanced SAFE, has geo fencing, lands all by itself. [The AMA is looking to get people flying more easily/quickly.]
6. Something about cutting the grass... didn't follow.
7. Neil: Family Day was missed and we will see what we can do about it.
8. Neil: Ray wants to do the construction derby. Saket: Can't wait forever, last month couldn't do because it was too hot and for Aug 25, we don't know that Ray is doing it. Neil, asked if anyone can volunteer to help... none responded... Let's skip the construction derby... Neil will plan something else.
9. Neil: Fun fly event on Aug 25.... Neil will email the details...
10. Yaz and [Don] talked about the Church gym usage, 15\$ needs to be paid every time we use the gym. The dates need to be finalized.
11. Yaz won the raffle, Horizon Timber X 1.2m.

4 FROM THE HANGAR

John Parisi moved all the gear from his old Sbach to the new one shown here. Nice lines, great color scheme. He'll be selling the old airframe at a good price, he said.



Sailplane at the field. Only \$140. Found it here:
https://hobbyking.com/en_us/phoenix-2400-rc-glider-pnf.html?countrycode=US&gclid=CjwKCAjw-7LrBRB6EiwAhh1yX_laj96H2bsfqmsBNN9gwXql_I-Td3KtcKYfPU1xn0aptgv_QJzvYBoCDbUQAvD_BwE&gclsrc=aw.ds



Bob Forgone's P-38 is looking good. (Picture courtesy of Bob)
The P38 was built from Royal Products plans that were a kit in 1968. It took 3 years to build and I used stock from late Dave Verile's stock.

It has been converted from Nitro to electric. It has two 32 Eflite outrunner motors and 80 Amp controllers with BEC.

The wingspan is 74 inches and is a scale model. The only modifications to the scale are 30 % oversized rudders for better engine out controls.

Because it is electric, it was easy to have counter rotating 3 bladed props. The external design of the airplane is modeled after a typical color with invasion stripes used in the June 6 invasion in WW2.

It weighs 15 pounds all up. It hasn't flown yet and It would need an experienced pilot and a bigger field than we have in Billerica.



It's a beaut, isn't it? Owner yet to be identified...



Some people will do anything to get attention. Sharad flying FPV...I forget what he was flying but was amazed at the headset. Will provide an update next month. Stay tuned...



5 ARE YOU GOING? EVENTS IN THE AREA FROM THE AMA

Below are the results for a search on the Event Finder at <https://www.modelaircraft.org/>

Event Results: District 1, 9/3/19 - 10/30/19

CLASS AA

Contact: RICHARD ZAPF

Location: 222 Lions Mouth Rd Amesbury MA 01913

[Visit Website](#)

SEPTEMBER7 - 8

WARBIRDS OVER ELLINGTON

CLASS A

Contact: DENNIS THIBODEAU

Location: 190 Green Rd Ellington CT 06029

[Visit Website](#)

SEPTEMBER12 - 15

SEACOAST EXTREME COUNTRY FAIR EXHIBITION DRONE RECES

CLASS D - DEMO

Contact: JASON MCCARTHY

Location: 280 Exeter Rd Epping NH 03042

SEPTEMBER13 - 15

JOEL CHAPPELL MEMORIAL/23ND FALL FLOAT FLY-IN

CLASS C

Contact: TIM SOWDER

Location: 973 Forest Rd Greenfield NH 03047

[Visit Website](#)

SEPTEMBER14 - 15

18TH ANNUAL BIG BIPLANE BASH

CLASS C

Contact: STEVEN DALENA

Location: 3 Meadow Rd Farmington CT 06032

[Visit Website](#)

SEPTEMBER14 - 15

EASTERN MASS INVITATIONAL

CLASS A

Contact: NEIL SIMPSON

Location: 1330 Salem Turnpike Revere MA 02151

SEPTEMBER14 - 15

KIWANIS FLOAT FLY IN

CLASS C

Contact: WILLIAM REEVE

Location: 40 Kiwanis Beach Rd Standish ME 04084

SEPTEMBER15

MID-SUMMER MELT

CLASS C

Contact: PAUL STOTT

Location: 76 Maple Avenue Durham CT 06422

SEPTEMBER22

SIMSBURY FLY-IN, CAR SHOW & FOOD TRUCK FESTIVAL

CLASS D - DEMO

Contact: DAMON ROSENTHAL

Location: 94 Wolcott RD Simsbury CT 06070-1416

[Visit Website](#)

SEPTEMBER22

WINGS & WHEELS

Contact: RAYMOND SCHMIDT

Location: 792 Conant St Bridgewater MA 02324

[Visit Website](#)

OCTOBER12 - 13

FALL OCTOBER CONTEST

CLASS AA

Contact: RICHARD ZAPF

Location: 222 Lions Mouth Rd Amesbury MA 01913

OCTOBER12

NCRCC 2019 HELI -

CLASS C

Contact:

Location: 190 Green Rd Ellington CT 06029

[Visit Website](#)

OCTOBER13

BILL O'DONNELL MEMORIAL AIRSHOW

CLASS C

Contact: JOHN HOLCOMB

Location: 90 Cedar St Milford MA 01757

[Visit Website](#)

OCTOBER20

ANNUAL AUCTION

CLASS E - NON-FLYING

6 23RD ANNUAL JOEL CHAPPELL FLOAT FLY - SNH FLYING EAGLES

Sep 13 at 6 PM – Sep 15 at 9 PM.

Announcement is here and a copy below <https://www.facebook.com/events/2439928672766763/?ti=as>

- Friday and Saturday 9am – dusk;
- Sunday 9am – 2:00pm.
- Electric aircraft can fly starting at 7am.
- 25 campsites with easy access to the beach
- Secure, overnight storage and charging (free).
- Academy of Model Aeronautics (AMA) Class-C sanctioned
- Award given on Saturday for Best plane.
- Burgers, Hot Dogs, chips, cookies, soda and water are available for purchase (Sat and Sun).
- Introduction flights with a flight instructors and club trainer plane available for first time pilots.
- A 12:30 to 1pm break will occur each day when water vehicles may be operated.



Fees: The pilot fee is \$20 for the weekend. The park ranger collects your entrance and/or camp fee when you check in. Refer to Greenfield State Park website for available amenities and fees (the State charges a daily guest fee).

NOTE: New Hampshire State Law prohibits pets on public beaches. Please do not bring your dogs to the beach. Pet friendly campsites are available.

If you need other information please contact the Contest Director (CD):

7 FLYING TIPS

7.1 HOW MUCH EXPO SHOULD I USE? — JIM ORSBORN AND STEPHEN FAUST

We recently had a two-day discussion on WhatsApp about how much Expo a pilot should use. It was a great discussion, but it did tend to hit all four corners of the building at times. Basically, it was a free-flowing discussion that was not focused. So, Jim Orsborn and Steve Faust sat down and wrote a nice article that documents an Introduction to Expo and Dual Rate settings and how a novice pilot might set out to experiment with these parameters. The final product is a 4-page article that includes some of the WhatsApp discussion and a couple easy to follow suggestions on how to set up these parameters. Here is a link to the full article that is located on our webserver:

www.mcrf.org/reference/HowMuchExpo.pdf

7.2 BATTERY METER — RANDY GROSSMAN

Randy MCRCF



Got a nice little battery tester from Amazon today. Shows cell voltage, can balance cells, can be used as a watt meter and will also charge a cell phone from a lipo. Kinda a swiss army meter. 😊

1.8" TFT Colorful LED Screen



Here's link: https://www.amazon.com/Precision-Capacity-Balancer-Analyzer-Function/dp/B07QL13YTV/ref=mp_s_a_1_20?keywords=lipo+battery+tester&qid=1567114826&s=gateway&srefix=lipo+batt&sr=8-20

7.3 TURNS — JIM ORSBORN

Students: Learn to make gradual, low bank angle turns. After putting Expo on your transmitter, try counting to three (1, 2, 3) while holding your initial aileron input for a turn. If you have rolled to a 30 degree bank, you are good. If you've rolled inverted, you are using too much aileron, so use less. Expo on the elevator should also make it easier to maintain the same altitude on a turn; simply add or subtract small amounts of elevator as the plane loses or gains altitude.

7.4 A POOR MAN'S MANEUVERS CARD — MEL SUAREZ



You want to go out and do some new stuff, but you end up doing the same thing you've always done, over and over.

Here's a simple device to keep some notes or lists handy as you fly and get you doing some new stuff. The clips are potato chip clips from our grocery store (Market Basket) and work especially well around the curved flash card.

This particular one is a simple list that I worked with as I was getting "back in the saddle" with my little, aerobatic plane.


First, I had to practice looking down and reading while flying. Not easy if you're not used to it. Eventually the list helped.

I had never, really done a snap roll...something I'm ashamed to admit...but watching a full-scale plane do it got me excited about it.

My tail slide is non-existent. But saw a full-scale one that was incredible. The guy gets the plane going backwards 100 mph supposedly! To do this he rolls as well.

7.5 ONE WEEK TO SOLO (BOOK)

One of the new pilots mentioned this book to me – I forget who. He found it quite helpful.



Please submit your tips to me at melsuarez@Verizon.net, on WhatsApp or text (617.335.9770) and put "TIP" in the text, in the subject or text so I can find it later.

8 FROM THE EDITOR – MEL SUAREZ

8.1 HAVE YOU SEEN THE FACEBOOK PAGE FOR AMA DISTRICT 1

Here's the link: <https://www.facebook.com/groups/amadistrict1/>

I just discovered that AMA District 1 *also* has a web site. Check it out: <http://www.amadistrict-i.org/> It seems to have some really useful stuff for example:

On July 23, the Low Altitude Authorization and Notification Capability (LAANC) system was made available to AMA recreational remote pilots and not just Part 107 commercial users. AMA members who may want to fly at locations near airports in controlled airspace can now use the LAANC system to seek authorization to do so through three FAA service providers, [Airmap](#), [Kittyhawk](#), and [UASidekick](#). AMA will be providing a LAANC instructional video for members soon. In the meantime, you may want to view the following three YouTube videos on LAANC and how to use the systems.



8.2 CHECKED OUT THE IMAC CONTEST AT PLUM ISLAND

Went to the District 1 IMAC contest on Plum Island on August 4th. The pilots went through the pre-established patterns with their beautiful planes at altitudes higher than what I expected – partly due to the fact that some of the maneuvers involved diving spins.

Met with several of the pilots including Stephen Faust and Grant. The two judges sit under the tent, near the runway.

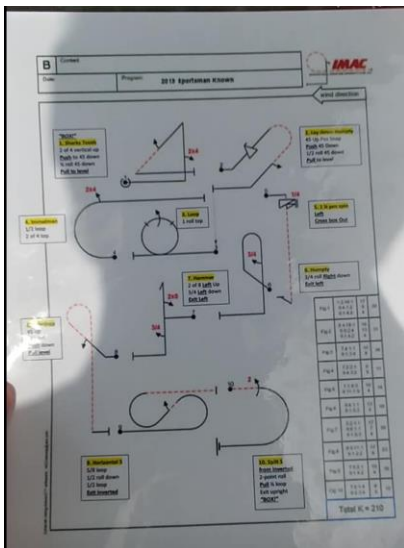


According to my new friend, they are volunteers and possibly pilots in a different, higher category. There is no “box” to fly in (unlike full scale) except that the planes must not cross to the pilot-side of the runway. One after another you see them performing the maneuvers with amazing accuracy.



A simulator provided newbies with the ability to try their skill at flying. Saw Larry Roper instructing one dad who was sporting a kid on his shoulders. Good for you, Mr. Roper! And an awfully nice, large screen for the sim by the way.

A young, fairly new IMAC competitor (whose name I forget), showed me the maneuvers for his class. The group is called the Sportsman Known Sequence, shown below. He had it laminated and well-studied. Mentioned the numbers on the side and how, if you’re going to screw up, do it on the maneuvers that are not worth a lot of points. 😊



The actual, full list, is available here: <http://www.mini-iac.org/portals/0/downloads/1781c094-d09b-4f87-b406-8f99a4604e6e.pdf>

Some of the IMAC contestants' birds shown below.



If you wish to unsubscribe, please email info@mcrf.org and write "UNSUBSCRIBE" in the subject.

If there's someone you would LIKE to subscribe, send their email along and thank you.

Copyright © Middlesex County R-C Fliers, Inc. All rights reserved

