



Volume 2020-10

Middlesex County R-C Fliers Club Newsletter – October 2020



Email: info@mcrclf.org
 Web page: www.mcrclf.org
 Newsletters: www.mcrclf.org/misc.htm
 Facebook: <https://www.facebook.com/groups/MCRCLF/>
 YouTube: <https://www.youtube.com/user/MiddlesexRCFliers>

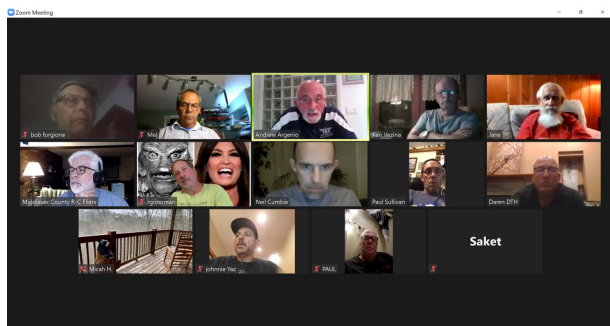
***MCRCF Regular Meeting -
 Wednesday, 7 October
 (tentatively)***

7:30 PM via ZOOM online meeting.

**Members - watch for an email with information on joining the meeting.
 Non-members are welcome - contact the club via email for an invitation.**

All Scheduled In-Person Events are considered CANCELLED* until further notice

***Due to you know what... WEAR YOUR MASK at the field when you can't separate!**



President (acting)	Paul Sullivan	psullivan2313@yahoo.com 978.987.8301
Vice President	Paul Sullivan	psullivan2313@yahoo.com 978.987.8301
Secretary/Registrar	Saket Sankhla	Saket.Sankhla@gmail.com 978.495.6923
Treasurer	Jeffrey Ward	jeff@jeffward.biz 978.987.1142
Director	Dan Costa	zhannab29@gmail.com 978.987.2124
Director	Randy Grossman	Randy.Grossman@gmail.com
Director	Dan Micalizzi	dan.micalizzi@gmail.com 978.880.1320
Newsletter Editor	Mel Suarez	MelSuarez@verizon.net 617.335.9770

1 CONTENTS

2	Club Meeting Notes – September 1 – Mel Suarez	3
---	-----------------------------------------------------	---



3	How to Add Custom MCRCF Fields to RealFlight – by Bob Forgione and Mel Suarez	4
---	-------------------------------------------------------------------------------------	---



4	From The Hangar	7
---	-----------------------	---

4.1	Neil's 3D Foamy	7
-----	-----------------------	---

4.2	Micah's Habu STS 70mm EDF.....	7
-----	--------------------------------	---

4.3	Neil & Sharad Show - Video	7
-----	----------------------------------	---

4.4	Sharad's Cessna Premier.....	7
-----	------------------------------	---

4.5	Butch's AeroScout 40.....	8
-----	---------------------------	---

4.6	Tim Tait's E-Flite Diamante 25E	8
-----	---------------------------------------	---

4.7	Ray Training & Tony Helping.....	8
-----	----------------------------------	---

4.8	Bill Walker with Horizon Hobby Air Tractor	8
-----	--------------------------------------------------	---

4.9	Paul Askins' Tucano 40.....	9
-----	-----------------------------	---

5	Flying Tips.....	9
---	------------------	---

5.1	Best Switch to Use for dual rates? By Stephen Faust, John Parisi, Micah, Dany & Mel Suarez.....	9
-----	-------------------------------------------------------------------------------------------------	---

5.2	How to Unbend a Bent Tail Feather.....	10
-----	----------------------------------------	----



6	From the Editor – by Mel Suarez	10
---	---------------------------------------	----

6.1	New Ideas?	10
-----	------------------	----

6.2	Bryan Lloyd's Home-Built Workshop	11
-----	-----------------------------------------	----



7	AMA Events. You Going?	11
---	------------------------------	----



8	Random Stuff	13
---	--------------------	----

8.1	WhatsApp??? -- A chance to trash talk with fellow members.....	13
-----	----------------------------------------------------------------	----

8.2	Loaner RealFlight Simulator & Laptop Available.....	13
-----	-----------------------------------------------------	----

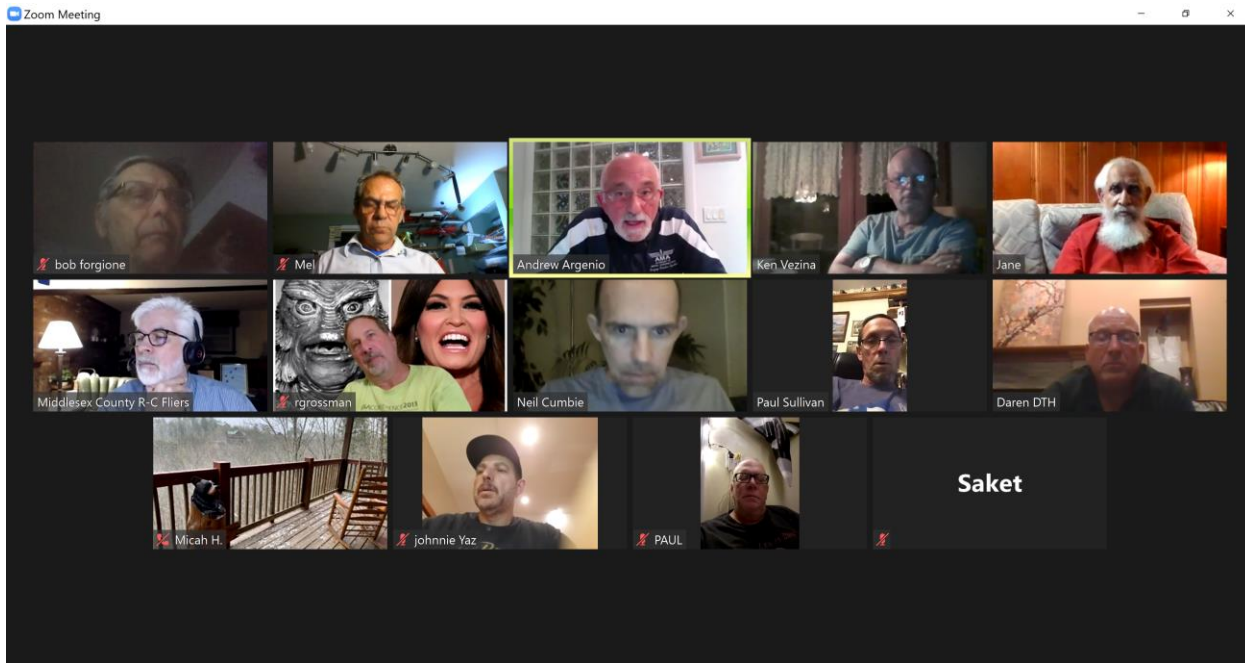
8.3	RC Instructors.....	13
-----	---------------------	----

8.4	Members Only Page.....	13
-----	------------------------	----

8.5	Newsletter Global Table of Contents.....	13
-----	------------------------------------------	----

8.6	List of Maneuvers.....	13
8.7	Support Your Local Hobby Store & Get Discount	13
8.8	Plane Retrieval	13
8.9	Simulator Controller Loaner Available	13

2 CLUB MEETING NOTES – SEPTEMBER 1 – MEL SUAREZ



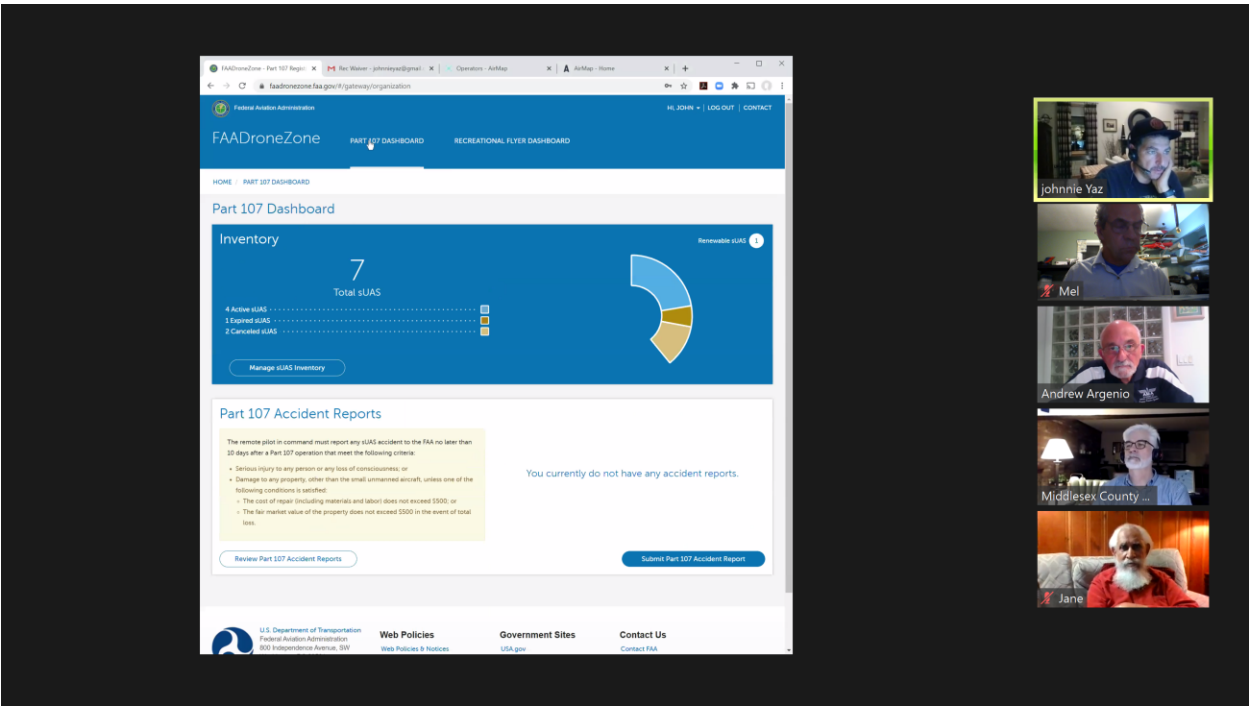
Daren Hudson and Andy Argenio were guests.

Paul: Someone from the town spoke about maybe have an event next year. Maybe do some flying, scale models, e.g. flea market table, bouncy house, community event. Like a family event.

AMA Alpha might work. Build and fly. Andy has a bunch that he could send up.

Andy: promote senior membership. Get out and experience flight. We lost 50k senior members.

Yaz: With a hobbyist's waiver, every weekday, for the year. It was a school in Rye within the Pease controlled airspace. The teacher wants to have the kids start a club at the school. This will make it easier for them.



Airmap.com web app shows the airstrip map.

Saket: 54 members. No new members this month.

Jeff: \$10,100 balance.

Paul: would be good to knock some brush down. Will reach out to continue managing the paths.

Andy: If you get approached by Dept of the Interior, let Andy know. We are on a list of clubs. Why close a club down for 90 days if the club has been there for 30 years. The birds are gone. He's worried about some of the other clubs.

Tag Event. 60 intros. 2 minutes per student. Had 6 planes going.

Micah: went over his progression as a pilot. Beginner to intermediate, then intermediate to experienced. With Jim Orsborn as the Coach.




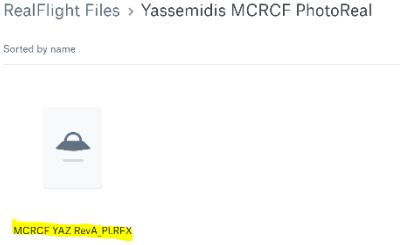
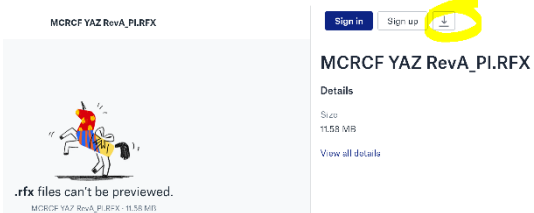
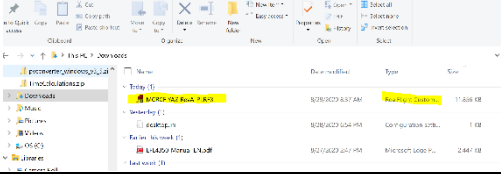
Randy: I went through the same training.

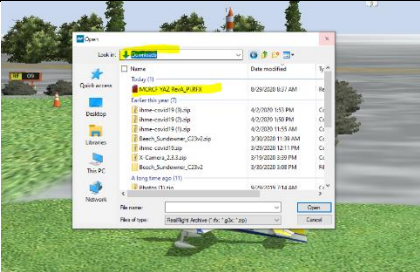
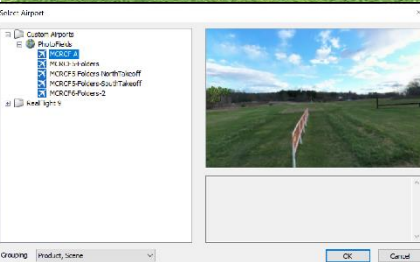

3 HOW TO ADD CUSTOM MCRCF FIELDS TO REALFLIGHT — BY BOB FORGIONE AND MEL SUAREZ

Several fields have been created for RealFlight 9. The one by John Yassemidis is a “photofield” while the one by Jim Orsborn is a more elaborate version of the MCRCF field that includes aircraft carriers and other amusements.

Below we list the steps to add a MCRCF flying field to RealFlight 9.

Go to the Club’s web site	http://MCRCF.org
---------------------------	-------------------------------------------------

Click on the “* <u>Members Only</u> *” link	
Enter ID and Password	Get from any officer or member.
Click on “MCRCF RealFlight Files” link	 <p> Annual Financial Summary Reports in Acrobat PDF format Current Membership List and contact information in Acrobat PDF format MCRCF RealFlight Files for download and use with RealFlight simulator. MCRCF YouTube Channel info and login in Acrobat PDF format </p>
Click on “Yassemidis MCRCF Photoreal” or “Orsborn MCRCF Amusement Park” We’ll go with Yaz’s Photoreal for this example.	
Click on MCRCF YAZ RevA_PLRFX	
Click on the “Download” button. Choose “Direct Download” from the dropdown	
Save the file	
Go to your download folder (In Windows 10, this is under “Downloads”)	
In Main Menu, select Simulation > Import > RealFlight Archive (RFX, G3X) from the menu.	Note: In RealFlight G3.5, this menu option is Simulation > Import > G3X.

<p>Locate the RFX file you wish to import in your download area and click “Open”</p>	
<p>Go to Main Menu > Environment > Select Airport > Custom Airports > PhotoFields > MCRCF-A</p>	
<p>The MCRCF field 360 degree picture background appears. Enjoy the flight.</p>	

If you have any problems, feel free to contact rpforgione@gmail.com or Mel Suarez.

4 FROM THE HANGAR



4.1 NEIL'S 3D FOAMY

(Courtesy of Tim Tait)



4.2 MICAH'S HABU STS 70MM EDF

From Micah:

"I've only had 3 flights on it. The last flight went OK in beginner mode, but not well enough for me to have a solid opinion. Can I let you know this weekend once I try again? I think I've figured out Beginner mode, but need to figure out Experienced to develop something more solid.

Just more technology to figure out in this one. Since some of it is new, just having a non easy time figuring it out."



4.3 NEIL & SHARAD SHOW - VIDEO

(courtesy of Tim Tate)

<https://photos.app.goo.gl/GDgwXDi632UExTV48>

Includes 3D flying by Neil Cumbie and Sharad.

I was trying out the new 180fps 1080p video recording mode on the camera, really can slow things down. Really the only way to see what Neil is actually doing:) Also my first time trying to edit video, I used the free version of DaVinciResolve.



4.4 SHARAD'S CESSNA PREMIER

The servos are so smooth that they offer no resistance when the surface is moved by hand. Nice write-up here:

<http://modelaviation.com/flex-innovations-premier-aircraft-cessna-170-night-pnp>



4.5 BUTCH'S AEROScout 40

(Courtesy of Tim Tait)



4.6 TIM TAIT'S E-FLITE DIAMANTE 25E

Tim says: "I've had it 6-7 years. It's a nice pattern plane. Reliable."



4.7 RAY TRAINING & TONY HELPING

Many thanks, Ray, Tony for your making yourselves available to train.



4.8 BILL WALKER WITH HORIZON HOBBY AIR TRACTOR

It was fun watching Bill flying his Air Tractor. It's just like a miniature crop duster.

From an ad: Air Tractor 1.5m BNF Basic with AS3X and SAFE Select - \$269.99



4.9 PAUL ASKINS' TUCANO 40

With a 46 AX. Paul is a new member from Rochester, NH. Says he works the next exit down from the field so it's real handy for him to stop by and get a flight in.

Here is some background on this model styled after a Brazilian fighter plane:

<http://phoenixmodel.com/Product.aspx?ProductId=47>



5 FLYING TIPS

5.1 BEST SWITCH TO USE FOR DUAL RATES? BY STEPHEN FAUST, JOHN PARISI, MICAH, DANY & MEL SUAREZ

Taken from a WhatsApp discussion on [5:09 PM, 9/10/2020] with permission.

Mel Suarez: Hey guys... what switch do you typically use for the high/med/low rates? And do you have the high rates away from you and low towards you? I have a DX9.

John Parisi: Mel, all about personal choice. Some people set up 3 different switches for Ailerons, Elevator and Rudder. I set up 1 switch to do all 3. I use up as high and down as low...

Mel Suarez: Yeah, I've been setting up all DR modes on one switch. Which switch is most often used would you say - or do you use? I've been using top left "B" but would like to stick to the most often used by people... I realize it's a choice.

John Parisi: I use C

Mel Suarez: Thanks John. That's handy as it's in the front left rather than top left and on the throttle/rudder side that is less sensitive than the aileron/elevator side.

Stephen Faust: Switch B. Rates or flight modes tend to be the most used switch, so I set mine up based on where my fingers fall naturally and allow for easy manipulation.

I also have to factor in all my aircraft (gas, electric, turbine) so it's the same across all of them for Ignition kill, Turbine Shutdown, Throttle Cut, and Retractable Gear. The rest can vary, but these critical functions should be consistent across all my planes. The idle up, flaps, air brakes, wheel brakes, spoilers, crow, smoke system, etc, are spread across the others depending on aircraft and not always available or in the same place. I do try to be consistent, but speed brakes is more important on my turbines than say idle up, so they may share similar switch position based on use. Consistently is im...

I also use voice announce to verify the switch just in case I flip the wrong switch. It gives me a chance to quickly correct it. It also helps before turning on the receiver as I can go through the switches and get verification before powering up the airplane. Very handy on my complex airplanes because I can forget if I haven't [flown] it in a while.

Spend some time thinking through what's critical for you, where it makes sense logically, and try to factor in aircraft and functions you may acquire in the future. Things like ignition kill, throttle cut, or turbine shutdown should be easy to get to in a panic, but not something one is likely to switch accidentally. Rates/Flight Modes are the reverse where it's easy to manipulate, and not really fatal if switched by accident.

Micah MCRCF: Switch F with High away. All 3 on same switch.

Dany P MCRCT: Agree with Stephen. I will add that switch selection is one of the most difficult things to me. Ideally you map out everything you need for all the aircrafts you have and choose the switches to be used for the critical items as mentioned already.

For me it's an ongoing struggle.

Mel Suarez: Good stuff, guys. Amazing all the stuff you have going on some of those planes, Stephen.

I'll probably stick with dual rates on B and wonder if i should stick with flight modes on the left hand, maybe C. And, yeah, Stephen, getting a voice reference is key. I've found that to be SO reassuring and have used it for D/R and throttle cut. I also use a piece of red gas tubing on throttle cut and blue on D/R switches.

Stephen Faust: The turbines are the most complex, but most of my airplanes are pretty simple with triple rates/flight modes on B, Ignition Kill and Throttle Cut combined on H, Idle Up on E, and Flaps on C.

I would use Flight Modes or Dual Rates, there is no real reason to use both. Flight Modes are the most versatile, but generally after trimming out the airplane most planes dont need much more dual or triple rates. Those can be setup in flight modes or rates, but it would be very unusual to need both.

Mel Suarez: It appears that there is a panic recovery mode via binding but also a SAFE select mode in this receiver. If so I would normally fly in acrobatic mode w/o stabilization and then use the dual rate as needed

5.2 HOW TO UNBEND A BENT TAIL FEATHER



The left tail feather looked a bit down-in-the-mouth after being left in a hot car over days (just in case some flying broke out).

YouTube came to my aid...as usual. I was able to straighten with the wife's hair dryer (a.k.a. heat gun). Lesson learned.

Here is the reference video that I used:

<https://www.youtube.com/watch?v=ZvLZjWpKOlA>



6 FROM THE EDITOR — BY MEL SUAREZ

6.1 NEW IDEAS?

I'm having some fun with this newsletter. Maybe that's what keeps me going, other than my spirit of giving -- LOL This month's idea is to enlarge the "Random Stuff" section to include some much needed references for our members and friends including:

- Joining the Club's WhatsApp group for excellent trash talk
- Plane retrieval contact

- Loaner RealFlight 7.5 simulator and laptop
- RC Instructors – a work in progress for sure
- How to get to the “Members Only” web page
- The now-famous Newsletter Global Table Contents
- A somewhat comprehensive List of Maneuvers

I liked the idea of tracking the maneuvers I personally can do or want to do. So, I started tracking them next to the list mentioned above, privately.

Wouldn't it just be cool to make a tracking system available to RC nuts? It could be private or public depending on the user's interest and it would be based on the honor system. I started data modeling such a thing but haven't gone further with it. Maybe someone will read this and decide to build it with me. I'm more of a database guy, not a front-end web developer.

6.2 BRYAN LLOYD'S HOME-BUILT WORKSHOP

Bryan Lloyd is an avid airplane builder, having built a Mini-Max and now working on a kit that he got a great deal on. Check out his workshop, with finished airplane parts everywhere. I visit him every once in a while to see how he's coming along.



7 AMA EVENTS. YOU GOING?

OCTOBER7 - 11
PLUM ISLAND OCTOBER 2020 JET RALLY
CLASS C - RESTRICTED
Contact: ROBERT RADFORD
Location: 19 Plum Island Turnpike Newbury MA 01951

Below are the results for a search on the Event Finder at <https://www.modelaircraft.org/>

Event Results: **District 1, 10/1/2020 – 12/31/2020**

OCTOBER4
GREAT NEW ENGLAND ELECTRIC FESTIVAL ***EVENT CANCELED***
CLASS C - RESTRICTED
Contact: THOMAS TENEROWICZ
Location: 21 Honey Pot Road Hadley MA 01035
OCTOBER7 - 11
PLUM ISLAND OCTOBER 2020 JET RALLY
CLASS C - RESTRICTED
Contact: ROBERT RADFORD
Location: 19 Plum Island Turnpike Newbury MA 01951
https://www.facebook.com/Plumislandrcflyers/

OCTOBER10

STEALTH SQUADRON OCTOBER CONTEST

CLASS AA

Contact: STEPHEN EVANS

Location: 222 Lions Mouth Rd Amesbury MA 01913

[Visit Website](#)

OCTOBER11

BILL O'DONNELL MEMORIAL AIRSHOW *EVENT
CANCELED*****

CLASS C

Contact: JOHN HOLCOMB

Location: 90 Cedar St Milford MA 01757

[Visit Website](#)

OCTOBER18

ANNUAL AUCTION

CLASS E - NON-FLYING

Contact: MICHAEL DASCOLI

Location: 474 North St Georgetown MA 01833

[Visit Website](#)

NOVEMBER29

CRRC AUCTION *EVENT CANCELED****

CLASS E - NON-FLYING

Contact: DAVID SPIELMAN

Location: 113 W Central St Natcik MA 01760

[Visit Website](#)

8 RANDOM STUFF



8.1 WHATSAPP??? -- A CHANCE TO TRASH TALK WITH FELLOW MEMBERS



How to get onto WhatsApp:

- Send your phone number to an admin of the MCRCF WhatsApp group (almost everyone is an admin)
- That admin adds your name/phone to their contacts on their phone
- Via WhatsApp, that admin sends you a link to the MCRCF WhatsApp group
- You click on the link and you will be in. You won't see old threads, just new ones after joining.
- Be sure to introduce yourself when you join.

Alfredo, Bob, Carl, Dan, Dan de, Dany, Don, Gerald, James, Jeff, John, Long, Mack, Neil, Paul, Randy, Ray, Rohan, Saket, Sharad, Stephen, Tony, Yaz, +1 (413) 687-8619, +1 (617) 828-3967, +1 (617) 877-7683, +91 98192 01230, You

8.2 LOANER REALFLIGHT SIMULATOR & LAPTOP AVAILABLE

If you're a new pilot or an instructor and would like to take advantage of our loaner laptop/simulator, contact Jeff Ward (see Page 1). Picture below.



It currently houses RealFlight 7.5.

8.3 RC INSTRUCTORS

List of available instructors. Please note: this list is a work in progress. Some instructors may be listed below, however their schedules may preclude instruction at a given time. Contact Info will be added in the future but can be found in the Current Membership List.

Instructor	Contact Info
Ray Capobianco	
Gerry Crowley	
Tony DiPersio	978.430.2800
Jeff Ward	(see page 1)
John (Yaz) Yassemedis	
Jim Orsborn (Horizon Hobby Coach)	https://www.horizonhobby.com/flight-school-find-a-coach.html
Stephen Faust – incl. FPV racing drones	

8.4 MEMBERS ONLY PAGE

Contains our Membership List, RealFlight files that mimic our field, and other info.



Members Only

[Annual Financial Summary Reports](#) in Acrobat PDF format

[Current Membership List and contact information](#) in Acrobat PDF format

[MCRCF RealFlight Files](#) for download and use with RealFlight simulator.

[MCRCF YouTube Channel info and login](#) in Acrobat PDF format

8.5 NEWSLETTER GLOBAL TABLE OF CONTENTS

You want to buy a charger, say. And you know there was an amazing piece on it in one of the newsletters. But you which one??? We have a global table of contents listing some of the major articles. (Work in progress)
<https://docs.google.com/spreadsheets/d/1ZAbMnamPiclwd50E3XxQ2JhXYEQAZfkB3R0qvXZ0iwo/edit?usp=sharing>

8.6 LIST OF MANEUVERS

Tired of flying the same patterns all the time?

<https://drive.google.com/file/d/1O0eF2NAFN7SgUS0sOMc5hXOCtJBdJeM0/view?usp=sharing>

8.7 SUPPORT YOUR LOCAL HOBBY STORE & GET DISCOUNT

This is one great hobby store and the owner, Bill Horton, has agreed to provide our Club with a discount. Show a current MCRCF membership card and receive a 5% discount for any purchase over \$25.



<http://abcrchobbies.com/> 11 Rockingham Rd,
Windham, NH 03087; (603) 458-6481

8.8 PLANE RETRIEVAL

Call Paul Sullivan – his friend, Mike, charges ~\$50 to retrieve a plane...depending on the complexity of the rescue!

Also, several members have camera drones and can help with a search & rescue effort.

8.9 SIMULATOR CONTROLLER LOANER AVAILABLE

The Club has inherited a controller for programs like FMS. It's called a "USB Simulator Controller" by Century. Download a free simulator and you're



ready to go. More to information come.

If you wish to unsubscribe, please email info@mcrcf.org and write "UNSUBSCRIBE" in the subject.

If there's someone you would LIKE to subscribe, send their email along and thank you.

Copyright © Middlesex County R-C Fliers, Inc. All rights reserved

